

# **RaxVision**

## **POLARIZING MICROSCOPE**



**CX41-P**  
**Monocular**

**Quality Product For Professionals**

# RaxVision

With the features of streamline and stable frame, easy operation and complete functions, polarizing microscope CX41-P is the best choice for user to observe mineral crystal figure, colour and interference colour and also exactly identify the optical performance of mineral and other crystal specimen



0-90° Rotatable Analyzer and when out of optical path, single polarizing observations is available. With bertrand, interferogram of specimen can be observed clearly.  $\Lambda$  slip,  $1/4\lambda$  slip and quartz wedge are equipped



Revolving round stage  $\Phi$  145mm, 360° Rotatable and graduated in 1° increments, minimum resolution 6' when using vernier scale



Polarizer can be swing out of optical path, 6V20W halogen lamp illumination, brightness adjustable



Binocular observing is available

## Specification :

Viewing Head	Monocular head at 45°, 360° rotatable Compensation free binocular head at 30°, 360° rotatable (optional)
Eyepiece	Eyepiece WF10X with scale of crosshair and 0.1mm
Objective	Strainfree achromatic objective 4X, 10X, 40X, 60X
Nosepiece	Backward quadruple nosepiece
Analyzer	Rotatable analyzer with graduation 0° - 90°
Bertrand lens	Bertrand lens, sliding in/out of optical path
Optical compensator	$\Lambda$ slip (1 <sup>st</sup> class red), $1/4 \lambda$ , quartz wedge
Revolving round stage	Diameter $\Phi$ 145mm, 360° rotatable and graduated in 1° increments, minimum resolution 6' when using vernier scale, center adjustable
Condenser	N.A. 1.25 abbe condenser with Iris diaphragm & filter
Focusing	Coaxial coarse and fine adjustment, range 28mm, fine division 0.002
Polarizer	Sliding in / out of optical path, located on the top of collector
Illumination	220V or 110V/6V20W halogen lamp, brightness adjustable

# RaxVision

## Wide Range Of High Quality Accessories




Wide Field Eyepiece



Hygens Eyepiece



Infinite Objectives




Double Layers Mechanical Stage with Dual Slides Finger



Nosepieces for Objectives




Temperature Controlled Stage



Simple Polarization Stage

# RaxVision



Simple Polarization Set




Photo Attachment




Video Adapter with c-Mount



Turret Phase Contrast Kit



Simple Phase Contrast Kit



Sliding Phase Contrast Kit



Aspherical Lens for Collector



Bright Field Condenser



Dark Field Condenser



Kolher Illumination Sets



Drawing Attachment

**Quality Product For Professionals**