

E 510 SERIES

RaxVision

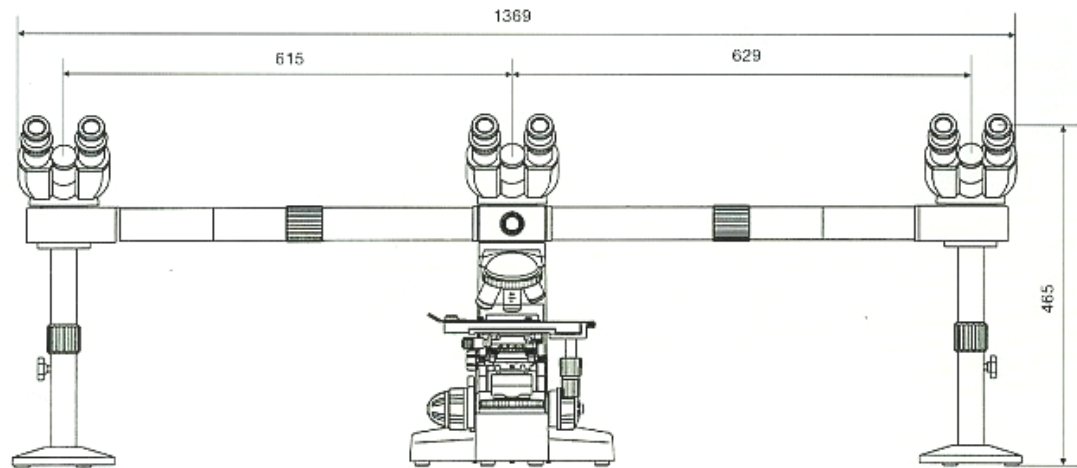
Multi Observation Teaching Microscope



The Microscope is equipped with 5 heads for 5 persons observing at the same time. With the features of infinite optical system, effective illumination, LED pointer and images coherence, it is widely used in clinic, research and teaching demonstration

Quality Product For Professionals


System Dimension Drawing



Specifications :

OPTICAL SYSTEM	INFINITE OPTICAL SYSTEM	
VIEWING HEAD	COMPENSATION FREE TRINOCULAR HEAD, INCLINED AT 30°, 360° ROTATABLE, INTERPUPILARY DISTANCE 48-75MM	1 PC
	COMPENSATION FREE BINOCULAR HEAD, INCLINED AT 30°C, 360° ROTATABLE, INTERPUPILARY DISTANCE 48-75MM	4 PCS
EYEPIECE	EXTRA WIDE FIELD EYEPIECE EWF10X/20	10 PCS
NOSEPIECE	BACKWARD QUINTUPLE NOSEPIECE	
OBJECTIVE	INFINITE PLAN ACHROMATIC OBJECTIVE 4X, 10X, 40X, 100X	
CONDENSER	SWING CONDENSER NA 0.9/0.25	
FOCUSING	COAXIAL COARSE & FINE FOCUS ADJUSTMENT, FINE DIVISION 0.002MM	
STAGE	DOUBLE LAYERS MECHANICAL STAGE 185 X 142MM, MOVING RANGE 75X55MM	
KOHLER ILLUMINATION	EXTERNAL ILLUMINATION, HALOGEN LAMP 12V 50W	
POINTER	GREEN LED POINTER, BRIGHTNESS ADJUSTABLE	
PHOTO ATTACHMENT		OPTION
VIDEO ADAPTER	C MOUNT 1X	OPTION
	C MOUNT 0.5X	OPTION

Wide Range Of High Quality Accessories



Binocular Viewing Head



Trinocular Viewing Head




Wide Field Eyepiece




Hygens Eyepiece



Infinite Objectives



Plan Stage with Attachable Stage




Double Layers Mechanical Stage with Dual Slides Finger


Wide Range Of High Quality Accessories



Temperature Controlled Stage



Simple Polarization Stage




Simple Polarization Set



Photo Attachment




Video Adapter with c-Mount



Turret Phase Contrast Kit



Simple Phase Contrast Kit



Sliding Phase Contrast Kit



Aspherical Lens for Collector



Bright Field Condenser



Dark Field Condenser



Kolher Illumination Sets



Drawing Attachment